

Working together delivers results / **This is Why** PN-65SC1
BIG PAD takes collaborative learning to the next level.



FULLY FLEXIBLE AND HIGHLY INTERACTIVE CAPABILITIES ENSURE FULL CLASSROOM
ENGAGEMENT WITH PEN-ON-PAPER USER EXPERIENCE

Combining flexibility and connectivity with full-HD (1,920 x 1,080-pixel) resolution and a 65-inch LCD monitor that ensures detailed text and images are reproduced vividly and accurately, PN-65SC1 BIG PAD makes learning more engaging.

Learning is better with collaboration /This is Why PN-65SC1 BIG PAD makes it easy to share ideas on screen.

Innovation at your fingertips

The Sharp PN-65SC1 makes collaborative learning quick, simple and intuitive, thanks to its 10-point multi-touch technology, which gives users a highly-responsive natural touch experience. The interactive touchscreen LCD monitor allows up to four people to use a touch pen or finger, encouraging collaborative, structured group work.



Pen-on-Paper

The 'Pen-on-Paper' natural user experience makes classroom activities more lively and productive. Users can write on the monitor with the SHARP pen which has been created to give a realistic writing experience; it really is as though you're writing with a real pen and paper. In overlay mode, users can write onscreen annotations directly on to photos, videos, PDFs and Office files. The text and graphics can then be easily stored via a USB memory card or shared directly via email.

Handwriting recognition further enhances the user experience making the BIG PAD as intuitive as possible. By converting onscreen writing into standard format text, and shapes such as circles and straight lines into recognisable objects, users can capture a legible and lasting record of their lessons or meetings.

We have also added a one-touch freeze frame button to the front of the unit to instantly freeze any displayed content. This means any connected devices are free to work privately, without being mirrored on the display, while static content remains visible. This can be ideal in the education or training environment where a teacher or presenter wants to work in privacy without removing vital content from view.



ONE TOUCH
FREEZE BUTTON

Full connectivity for greater convenience

The PN-65SC1 makes sharing content easy thanks to the Mini Open Pluggable Specification (Mini OPS) platform, which offers a wide range of compact, energy-efficient ways to enhance the way their displayed content is managed.

The Mini OPS expansion slot supports the optional PN-ZB03W wireless module and allows up to 10 devices (including Mac or Windows computers, smartphones and tablets) to connect directly to your BIG PAD without any cable problems. Content can be displayed from one device on the whole screen, or users can share content on four devices using a 2x2 split screen, ensuring the best possible connectivity for your lesson or meeting.

No more trailing cables, no more bulky add-on peripherals, no more unsightly and problematic power supply issues. With Mini OPS on board, Sharp displays let you get on with creating the best possible visual and collaborative impact without being encumbered by unnecessary admin burdens.

The innovative SHARP Touch Viewing software brings convenience and originality to lessons and meetings. Open files direct from the display and get to work without waiting for applications to boot up, while the SHARP Display Connect software supports wireless communication between the BIG PAD and up to 50 devices for even wider collaboration.

For further convenience, the PN-65SC1 allows scanned documents to be directly imported to SHARP Pen Software from a compatible Sharp multi-function printer (MFP). Onscreen image data, including handwriting, can be sent to a PC for storage or to an MFP for printing.

Quality design is important /This is Why PN-65SC1 includes a high-definition screen and built-in speakers.



Quality design for better functionality

The PN-65SC1 has been designed for optimal usability – the full-HD, 1920 x 1080 resolution of the 65-inch display ensures that all text and images are reproduced vividly and accurately for clear visibility even in bright rooms, so everyone can stay focused on the discussion. Screen content is always crystal clear thanks to the anti-glare film, which reduces reflections and minimises fingerprint smears.

The PN-65SC1 boasts curved corners for user safety, two handles for easy transportation and is compliant with Colour Universal Design, a design approach that ensures visual information is conveyed accurately to people who may be affected with impaired colour vision, or colour blindness.

Great to work with, easy to live with

BIG PAD is ideal for environments with a dispersed workforce or a network of office and branch locations and is video-conferencing ready. Webcams can be easily mounted to the PN-65SC1 frame, while two 10W + 10W built-in speakers ensure audio accompanying videos or other content is easy to hear without the need for external speakers.

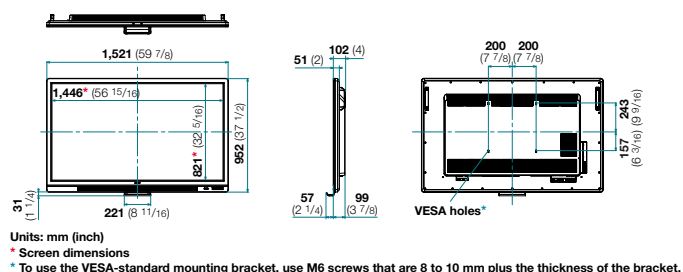
And as part of Sharp's commitment to simple, engaging technology, we've also included a Cloud Portal Office option that gives you easy access to Sharp's cloud-based document management system that lets you capture, store, manage, share and retrieve documents safely and securely. This is ideal for users who are working on different OS platforms with multiple devices, and for teachers who prepare and use material on different device at home or in the schools.



Specifications

Model		PN-65SC1
Installation		Landscape
LCD Panel		65-inch-class (64 1/2-inch [163.9 cm] diagonal) TFT LCD
	Max. Resolution	1920 x 1080 pixels
	Max. Display Colours (approx.)	16.77 million colours
	Pixel Pitch (H x V)	0.744 x 0.744 mm
	Max. Brightness*1 (average)	350 cd/m ²
	Contrast Ratio	5,000 : 1
	Viewing Angle (H/V)*2	178°/178° (CR 10)
	Active Screen Area (W x H) (approx.)	1,428.5 x 803.5 mm (56 1/4" x 31 3/8")
Touchscreen	Response Time	6.5 ms (grey to grey, avg.)
	Backlight	LED, edge lit
	Touch Technology	IR (infrared blocking detection method)
	PC Connection Port	USB (2.0 compliant) (Type B) x 1
	Power Supply	Supplied from main unit
Touch Pen	Multi Touch	10 points
	Protection Glass	Thickness: Approx. 4.1 mm*3 Shock resistance: 130 cm*4
Computer Input	Function Button	N/A (passive pen)
	Video	Analogue RGB (0.7 Vp-p) [75 Ω], HDMI™ DisplayPort™
	Synchronisation	Horizontal/vertical separation (TTL: positive/negative)
	Plug & Play	VESA DDC2B
	Power Management	VESA DPMS
Input Terminals*5		PC analogue: Mini D-sub 15-pin x 1, HDMI x 4 (HDCP and 1080p compatible), PC / AV signal compatible), DisplayPort (HDCP compatible, PC signal compatible) x 1, 3.5 mm-diameter mini stereo jack x 1, RS-232C D-sub 9-pin x 1
Output Terminals*5		3.5 mm-diameter mini stereo jack x 1
USB Hub Function		USB 2.0 (type A) x 2
Mini OPS Expansion Slot		12 V, 2.4 A (power supplied when expanding the functions with an optional part)
Speaker Output		10 W + 10 W
Mounting		VESA (4 points), 400 x 400 mm, M6 screw
Power Supply*6		100 V – 240 V AC, 50/60 Hz
Power Consumption		205 W
Environmental Conditions	Operating Temperature	5°C to 35°C
	Operating Humidity	20% to 80% RH (no condensation)
Dimensions (W x D x H) (approx.) (display only)		1,521 x 99 x 952 mm (59 7/8" x 3 7/8" x 37 1/2")
Weight (approx.)		57.5 kg (126.8 lbs)
Main Accessories		AC power cord, remote control unit, battery (AAA size) x 2, set-up manual, blank sticker, cable clamp x 3, USB cable*7, pen tray, pen tray mounting screw x 2, touch pen, camera mount, camera mount screw x 2, camera screw, CD-ROM, SHARP Display Connect license


Dimensions




Input/Output Terminals

[standard]

(Side)




(Bottom)



[Optional Mini-OPS Module for Extension Slot]

PN-ZB03W



System Requirements

Connected equipment

Hardware	Model with USB 2.0 port and able to output resolution of 1,920 x 1,080
OS	Windows® 7 (32-bit/64-bit), Windows® 8.1 (32-bit/64-bit), Windows® 10 (32-bit/64-bit), Mac® OS X® v10.11, macOS® v10.12, Google Chrome™ OS v39 or later
Supplied software (Windows®)	
CPU	Intel® Celeron® 1.6 GHz or AMD Sempron™ 1.6 GHz or higher Intel® Core™ 2 Duo 2.8 GHz or AMD Athlon™ II x 2 2.8 GHz or higher recommended
Memory	2 GB or more
Hard disk	200 MB or more free space (additional space required for data storage)

To use the touch panel, connect the bundled USB cable to the computer. The touch panel operates with the standard driver of each OS. On the Mac, operation is only possible in mouse mode.

Notes

*1 Brightness depends on input mode and other picture settings. Brightness level will decrease slightly over the lifetime of the product. Due to the physical limitations of the equipment, it is not possible to maintain a precisely constant level of brightness. *2 Excluding the touch sensor part around the LCD panel. *3 Including anti-glare film on the front. *4 Approximate distance at which the glass panel can withstand the impact of a 500-gram iron ball dropped on its centre. *5 Use a commercially available connection cable for PC and other video connections. *6 The AC power cord is an inlet type. The cable is bundled (3 pins). *7 Connect the bundled USB cable to the computer for touch operation. If connected via a USB hub, the PN-65SC1 may not be recognised correctly and operation may be unstable.

Design and specifications are subject to change without prior notice. All information was correct at time of print. The ENERGY STAR logo is a certification mark and may only be used to certify specific products that have been determined to meet the ENERGY STAR programme requirements. ENERGY STAR is a US registered mark. Windows, Windows XP, Windows Server and Windows Vista are registered trademarks of Microsoft Corporation. The terms HDMI and HDMI High-Definition Multimedia Interface, and the HDMI Logo are trademarks or registered trademarks of HDMI Licensing Administrator, Inc. in the United States and other countries. All other company names, product names, and logotypes are trademarks or registered trademarks of their respective owners. ©Sharp Corporation. July 2017 Job: (18281). Ref: Brochure Jasper 65 Inch Big Pad. All trademarks acknowledged. E&OE.

SHARP

Inspiring ideas from technology

www.sharp.co.uk

