



PN-85TH1/75TH1/65TH1

4K BIG PAD interactive displays

www.sharp.co.uk

SHARP
Be Original.

See more. Do more.

When the details are important and speed is essential, give your collaborative working a huge boost with a highly intuitive interactive 4K display.



Powerful, flexible and technologically advanced, the PN-TH1 BIG PAD range of smart interactive displays combines a '4K reading' and intuitive 'Pen-on-Paper' user experience with the accuracy of the exceptionally smooth InGlass™ touch technology. It also has an integrated Android PC* with whiteboard and wireless functionality to help enhance your productivity.

It is perfect for environments that require easy and responsive operation with smart integrated collaboration tools. In busy office environments or interactive meetings and training sessions, it encourages effective group teamwork with fast setup times, promotes idea sharing and helps to deliver great presentations with the aim of achieving better business outcomes.

Clearly see every detail

When it comes to sharing information with groups of people in corporate environments everything needs to be displayed clearly and precisely, as this enables everyone to contribute with ease and stay engaged. So the PN-TH1 BIG PAD is available in a range of large format displays, with a choice of 85", 75", and 65" screen sizes to suit almost any office environment, boardroom or meeting room.



It also features a 3840 x 2160 Ultra High Definition (UHD) 4K resolution display and touchscreen that is optimised for 4K reading.

With its superb contrast and image definition even the most detailed presentations, documents and diagrams can be viewed with much greater visual clarity.

*The Android PC can be deactivated to meet any IT security demands.



Pen-on-Paper

Work more intuitively

Writing on the screen of one of the PN-TH1 BIG PADs has the same feel as writing with a real pen on paper – and is just as simple. Especially as the InGlass™ touch

technology enables smoother and more responsive writing, with minimal latency or delay compared to other technologies.



Touch pen

You can choose the comfort of the Sharp pen, with either a thick 4mm or thin 2mm tip, or the simplicity of using just your finger. Either way it accurately recognises whatever you are writing or drawing with. You can also enjoy much more effortless control with its gesture support for smooth pinching, zooming

and rotating. And, to enable much greater interactivity, the 20-point multi-touch capability allows a number of people to use the screen at the same time.

By enabling a more a natural and intuitive way of working, you can quickly focus on the specific content that you want to highlight, annotate or discuss and achieve better results from group collaboration. Especially as users feel more confident using the technology without any training and are more willing to present and share information. And its enhanced reliability minimises any technological distractions, so you waste less time.

The PN-TH1 BIG PADs is ideal for highly interactive meetings and training sessions or exploring very detailed financial and technical information, including architectural drawings, graphic designs and medical, scientific or engineering data.



Flexibility as standard

Every business is different and every day brings new challenges, so you need the ability to respond flexibly and rapidly in the most effective way.



The Sharp PN-TH1 range of BIG PADs is designed to provide exceptional flexibility and freedom of use to meet the demands of even the most challenging corporate environments. It has an Open Architecture that gives the choice to connect any type of PC source with its HDMI, DisplayPort and VGA connections, as well as a USB connection. So you can easily display almost any type of content with a 4K resolution, or select any type of 4K video content player using the HDMI output.

Built-in wireless connectivity also means that it can be wirelessly connected to any Windows or Android smart device without unsightly cables, complex add-on peripherals, or bulky power supplies. Or you can utilise the Mini-OPS slot to instantly extend the BIG PAD's functionality with third-party add-ons and solutions. It also supports the use of Touch Back with wireless screen sharing, so that control of a connected smart device can be managed directly from the BIG PAD.

It helps you create the best conditions to encourage creativity, boost productivity and enable effective decision making, without being hampered by any unnecessary technical complexity.

Use it anywhere

The PN-TH1 BIG PAD can be installed in a variety of ways, including portrait, landscape and 45° backwards tilt (or between 0° and 20°) so you can select the most effective mode to display your content.* This flexibility means you can use it for a wide variety of applications in office environments, meeting rooms and educational settings. And with its stylish semi-flat bezel design it will look good anywhere.

Share four ways

Using the quad-screen collaboration mode, four people can coordinate their work seamlessly in a split screen configuration, pulling in content from four independently connected sources. The additional screens can be connected using the HDMI or DisplayPort connections or even via the Mini-OPS slot extension.

*There are restrictions on the tiltable angles and other installation conditions. For details, please consult with your local authorised Sharp dealer or representative.

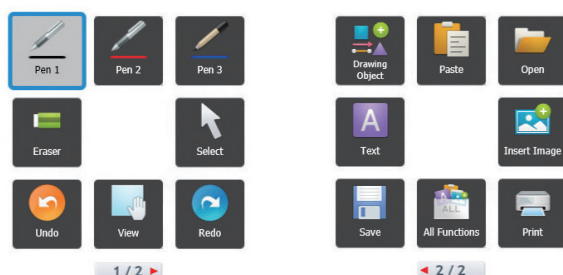


A simpler way of working

The PN-TH1 BIG PAD comes with smart and intuitive Sharp Software to open up new ways for brainstorming, sharing ideas and making decisions. It's also easy to install and use and doesn't require any technical expertise.

- SHARP Touch Viewing software**
 Offers an easy-to-use interface and file system to collect, manipulate and organise a variety of different files on the screen without actually opening the respective applications.
- SHARP Display Connect software**
 Supports multifaceted wireless communication, so content on the screen, including handwritten notes, can be shared simultaneously with up to 50 devices. Also, files can be exchanged between devices connected to the BIG PAD.
- SHARP Pen software**
 Provides quick and easy access to pen settings and other useful functions. It allows you to add onscreen annotations or graphics directly onto photos, videos, PDFs, and common Microsoft® files. You can also control presentations, adjust the screen set-up and store or email any files you have been working on. Enhanced functions are available through additional licensing options (PN-SU01).

SHARP Pen software interface



Altogether easier to use.

When you're in the middle of an intensive discussion or a fast-moving project, you really don't want to be distracted by complex technology.



The Sharp PN-TH1 BIG PAD features a range of powerful, but easy to use embedded collaborative tools and applications* that support more interactive and effective teamwork and training.

Using its integrated Android PC** you can:

- **Brainstorm** using the on-board Whiteboard app without any external PC equipment
- **Screen share** with Windows or Android smart devices using the integrated wireless connectivity

You can have everything you need to enable more creative, productive and dynamic ways of working and learning, without having to buy or set-up any additional equipment.

Simply easier to control

The Sharp PN-TH1 BIG PAD includes full bezel button controls with a Touch OSD (on screen display) system, so you can easily access everything you need to adjust and optimise the performance.



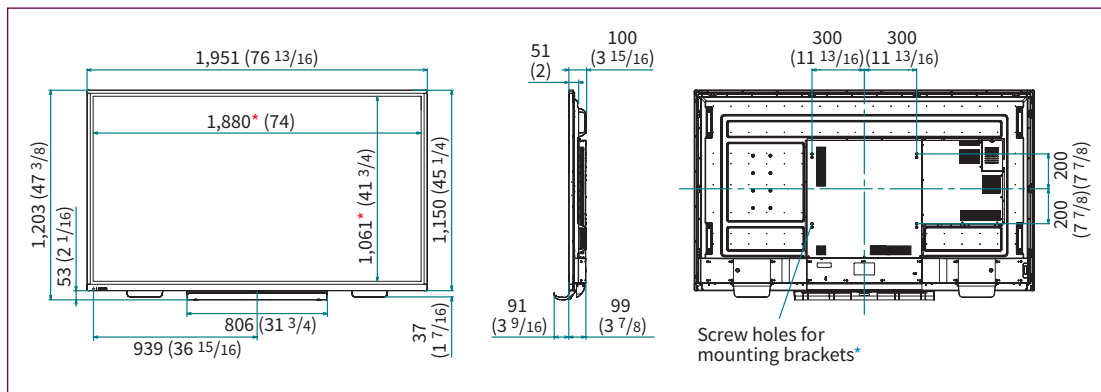
You can also rapidly and intuitively adjust many other frequently used functions and settings, such as brightness, contrast, language selection, and more, using the Touch OSD menu.

It means that you can focus on whatever you are presenting or discussing without wasting time or being distracted by complex technology.

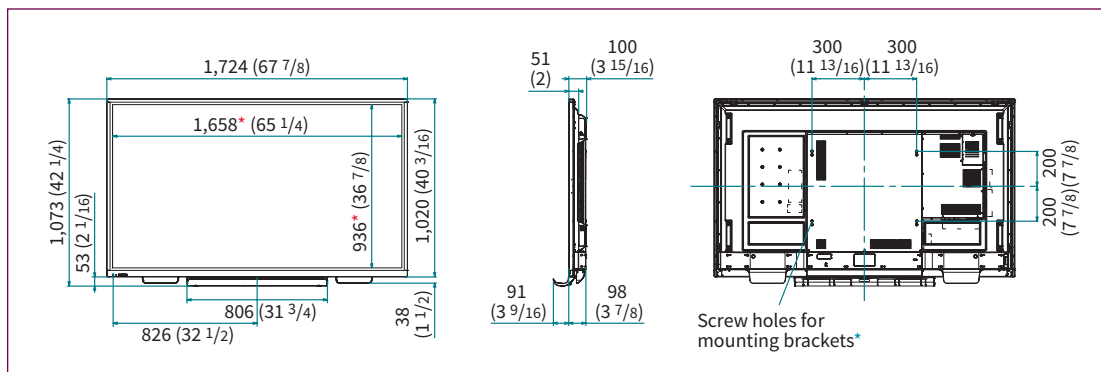
* All Android apps work in FHD and not 4K resolution. **The Android PC can be deactivated to meet any IT security demands.

Dimensions

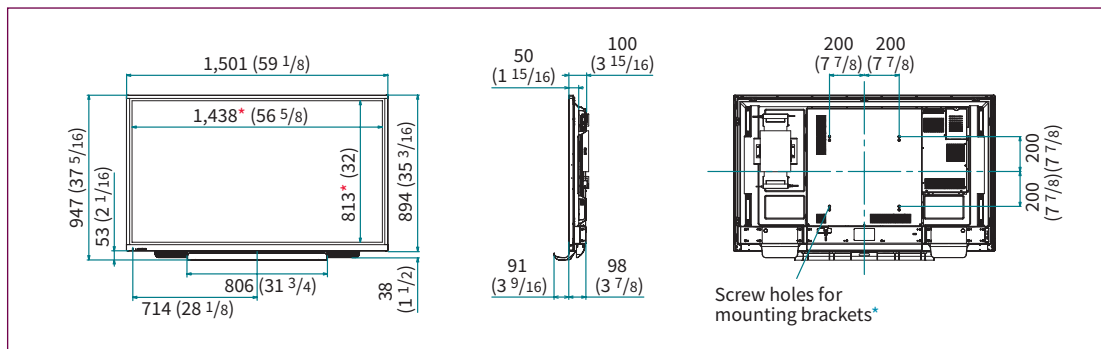
PN-85TH1



PN-75TH1



PN-65TH1



Units: mm (inch)

* Screen dimensions *To use the mounting bracket, use M6 screws that are 8 to 10 mm plus the thickness of the bracket.

Specifications

Model name		PN-85TH1	PN-75TH1	PN-65TH1
Installation		Landscape / Portrait / Backward tilt (0 to 20, 45 degrees)*1		
LCD panel		85-inch-class (214.8 cm diagonal) TFT LCD	75-inch-class (189.3 cm diagonal) TFT LCD	65-inch-class (163.9 cm diagonal) TFT LCD
	Max. resolution	3,840 × 2,160 pixels		
	Max. display colours	1.07 billion colours		
	Pixel pitch (H × V)	0.488 × 0.488 mm	0.430 mm × 0.430 mm	0.372 × 0.372 mm
	Brightness*2	350 cd/m ²		
	Contrast ratio	5,000:1		
	Viewing angle (H/V)	178°/178° (CR ≥ 10)		
	Active screen area (W × H)	1,872 × 1,053 mm	1,650.2 × 928.3 mm	1,428.5 × 803.5 mm
	Response time	9.5 ms (grey to grey, avg.)		
	Backlight	LED, direct lit		
Touchscreen	Touch technology	InGlass™		
	PC connection port	USB (2.0 compliant) (Type B) × 2		
	Power supply	Supplied from main unit		
	Multi touch	20 points		
	Protection glass	Thickness: Approx. 4 mm Shock resistance: 130 cm		
Computer input	Video	Analogue RGB (0.7 Vp-p) [75Ω], HDMI™, DisplayPort™		
	Synchronisation	Horizontal/vertical separation (TTL: positive/negative)		
	Plug & play	VESA DDC2B		
	Power management	Supported		
Input terminals*3		PC analogue: Mini D-sub 15-pin × 1, HDMI (HDCP2.2 compatible, HDR10 supported) × 2, 3.5 mm-diameter mini stereo jack × 1, DisplayPort (HDCP compatible) × 1, RS-232 × 1		
Output terminals*3		3.5 mm-diameter mini stereo jack × 1, DisplayPort (HDCP compatible) × 1*4		
Controller	CPU	Hexa Core [Arm® Cortex®-A72 processor (dual core) + Arm Cortex-A53 processor (quad core)]		
	Memory	4 GB		
	Storage	32 GB		
	External interface	LAN port (10Base-T/100Base-TX/1000Base-T), microSD card slot (microSD/microSDHC/microSDXC*5) × 1, USB port (3.0-compliant) × 2, USB port (2.0-compliant) × 1		
	Wireless LAN	Compliant with IEEE802.11ac/n/a/g/b		
	Bluetooth	Compliant with version 4.1 (A2DP/AVRCP/GATT/GAP/HID/HOGP)		
USB hub function		USB port (2.0-compliant) × 2		
Expansion slot		12 V, 2.5 A (power supplied when expanding the functions with an optional part)		
Speaker output	Built-in	10 W + 10 W		
	External	10 W + 10 W (6 Ω)		
Mounting		4 points, 600 × 400 mm pitch, M6 screw	4 points, 600 × 400 mm pitch, M6 screw	4 points, 400 × 400 mm pitch, M6 screw
Power supply*6		100V – 240 V AC, 50/60 Hz		
Power consumption		310 W	330 W	270 W
Environmental conditions	Operating temperature**8	5 °C to 35 °C		
	Operating humidity*8	20% to 80% RH (no condensation)		
Dimensions (W × D × H) (display only)		1,951 × 99 × 1,150 mm	1,724 × 98 × 1,020 mm	1,501 × 98 × 894 mm
Weight		77 kg	61 kg	48 kg
Main accessories		AC power cord, remote control unit, remote control unit battery (AAA size) × 2, set-up manual, speaker cover × 2, vertical sticker, blank sticker, cable clamp × 5, camera mount, USB cable, eraser, pen tray, SHARP Pen Software (CD-ROM), touch pen (PN-85TH1 × 2, PN-75TH1/65TH1 × 1), SHARP Display Connect license, Wireless LAN antenna × 2, USB flash drive/microSD card cover, USB flash drive/microSD card cover fixing screw		

*1 There are restrictions on the tiltable angles and other installation conditions. For details, please consult with your local authorised Sharp dealer or representative. *2 Brightness depends on input mode and other picture settings. Brightness level will decrease slightly over the lifetime of the product. Due to the physical limitations of the equipment, it is not possible to maintain a precisely constant level of brightness. *3 Use a commercially available connection cable for PC and other video connections. *4 Use a commercially available DisplayPort-certified cable. Some video equipment may not be supported. *5 exFAT is not supported. *6 The AC power cord is an inlet type. The cable is bundled (3 pins). *7 When the monitor is tilted more than 20 degrees upward from the perpendicular in relation to a level surface, the ambient temperature must be within the range of 5°C to 30°C. *8 Check the requirements of the computer and other devices to be connected, and make sure that all requirements are satisfied.

