



PN-V602A / PN-V601A / PN-V600A
LCD Video Wall Display

People notice our 60" screens **/This is Why** our video walls stop them in their tracks.



NEAR-SEAMLESS VIDEO WALLS FOR MAXIMUM VISUAL IMPACT

Give Impact to Your Visual Communications

Styled and sized-to-impress, the PN-V602A/V601A/V600A professional LCD monitors deliver sensational digital signage in public places, commercial establishments, and transportation hubs.

Whilst it only takes one 60-inch to attract attention, multiple slim lined - bezel monitors joined in a near seamless configuration makes for a video wall that commands attention, makes an impact, and expands the possibilities of what displays can do.

You want people to see the big picture /This is Why our bezel is almost seamless.

Crisp Images

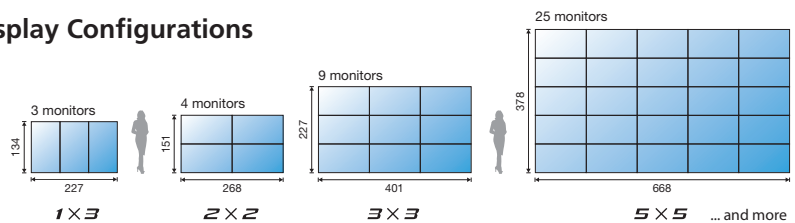
The PN-V602A/V601A/600A range incorporates Sharp's **UV²A^{*1}** technology to ensure highly efficient use of light from the backlight and prevent light leakage. The results are truly bright whites and extremely deep blacks. A brightness of 1500 cd/m² (PN-V602A), 700 cd/m² (PN-V601A) and 450 cd/m² (PN-V600A) supports these LCD monitors in their digital signage duties.

Ultra-Slim Bezel for Nearly Seamless Video Walls

For the dynamic display of large, crisp images that catch the eye and capture the attention, the PN-V602A/V601A/V600A boasts an ultra-slim bezel that makes the lines between monitors an almost seamless 6.5 mm^{*2} wide when placed in a video-wall configuration (2.4 mm right and bottom, 4.1 mm left and top)^{*3}.

For High Visual Impact and Dynamic Multi-Display Configurations

The monitors are easy to assemble and can be controlled via the RS-232C interface or a network^{*4}. Dynamic multi-monitor configurations bring high-impact exposure whether in commercial or business settings.



Units: cm (measurements are approximations that include the bezel width)

Full-Array LED Backlight

To give the PN-V602A/601A/600A uniform brightness, LED elements are evenly positioned across the entire panel directly behind the liquid crystal layers.



24/7 Operation

The PN-V602A/601A/600A is rugged enough for continuous 24/7 operation in the most demanding of environments.

Control Kit PN-ZR01 (Option)

When one monitor in a video wall is fitted with a remote control sensor box, all monitors can be conveniently operated through one remote control unit. And to help with energy savings, a brightness sensor automatically adjusts the brightness of the backlight to match the ambient lighting.



Mirror Frames (PN-ZR32/ZR33^{*5})

In multi-monitor configurations, Mirror Frames minimise^{*6} the lines between the slim-bezel monitors by reflecting mirror images from the display content. This creates a more dynamic video wall and an even smoother big-picture.

A Multi-Monitor Configuration with Mirror Frames



^{*1} UV²A stands for Ultraviolet-induced Multi-domain Vertical Alignment, a photo-alignment technology that ensures uniform alignment of liquid crystal molecules. ^{*2} Does not include the gap between the monitors. ^{*3} Non-display area for neighbouring monitors is 7.1 mm. ^{*4} PN-ZB02 is required when controlling the monitors via a network. ^{*5} PN-ZR32: Long Mirror Frame; PN-ZR33: Short Mirror Frame. ^{*6} Visibility of the seams between monitors will vary depending on such factors as the on-screen images and the viewing angle.

Technology shouldn't be tricky /This is Why our software makes set up simple.

Sharp Digital Signage Software (SDSS)

A versatile management software tool that provides total support for the creation, distribution, and display of digital signage. Whether distributing scheduled programs over a large network or via a USB flash drive, users can select the software version that matches their needs, their business environment, and their existing systems.

What SDSS Can Do

Step 1 - Easy Program Creation and Scheduling

Creating Programs

Users can determine screen layout and playback order of the content.

Creating and Editing Schedules

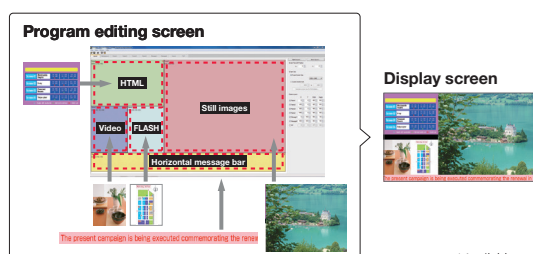
Through drag-and-drop operation, users can easily specify the time and date at which programs are to be displayed.

Step 2 - Easy Delivery

The scheduled program can be sent to the target PC (installed with PN-SV01) ready for display.

Step 3 - Easy Management*

The operational status and the programs being displayed can be remotely monitored from a controller/operation PC(s), so if any problems should arise they can be dealt with swiftly.



*Available on PN-SS02/SS05/SW05.

Various Solution Packages Are Available to Match Differing Needs for Digital Signage

In Stand-Alone Systems

PN-SS01 Stand-Alone Version

Scheduled programs can be **delivered** and **displayed** at a designated time on a **single LCD monitor**.

In Network Systems

PN-SS02 Network Version

Enables programs to be distributed **via the network to one or multiple PCs** for display on **up to 100 LCD monitors** according to a set schedule.

PN-SS05 Pro Version

Same functions as PN-SS02, plus support **for larger and more complex systems**. Can distribute scheduled programs to **up to 1,000 LCD monitors**.

PN-SW05 Pro Web Server Version

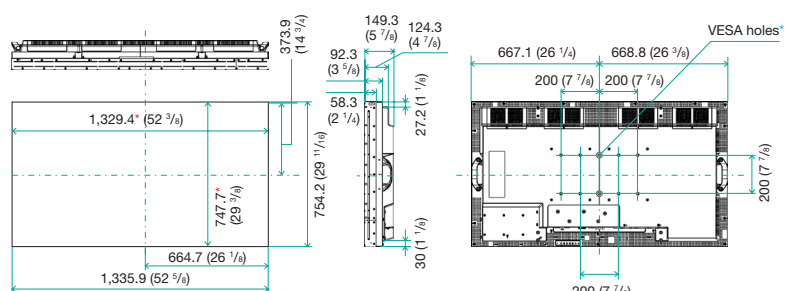
Same functions as PN-SS05 and **operable via a web browser**. Programs, schedules, and other items can be centrally stored and managed on a web server database (i.e., a controller PC), **accessible by up to 50 remote PCs**.

PN-SV01 Viewer Version

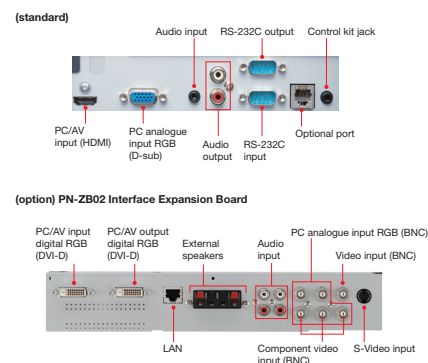
Dedicated software for displaying scheduled programs on Sharp LCD monitors. To be used with PN-SS01/SS02/SS05/SW05 software.

Specifications

Model	PN-V602A	PN-V601A	PN-V600A	
Installation	Landscape / Portrait			
LCD Panel	60-inch widescreen (152.4 cm diagonal) UV²A LCD			
	Max. Resolution	1,366 x 768 pixels		
	Max. Display Colours (approx.)	16.77 million colours		
	Pixel Pitch (H x V)	0.973 x 0.973 mm		
	Brightness*¹	1,500 cd/m² (default: 1,400 cd/m²)	700 cd/m²	450 cd/m²
	Contrast Ratio	1,000,000:1 (local dimming set to HIGH), 5,000 : 1 (without local dimming)	4,000:1	
	Viewing Angle (H/V)	176°/176° (CR ≥ 10)		
	Active Screen Area (W x H)	1,328.8 x 747.1 mm (52 5⁄8" x 29 7⁄16")		
	Response Time	6 ms (grey to grey, avg.)		
Backlight	LED, full array			
Computer Input	Video	Analogue RGB (0.7 Vp-p) [75 Ω], Digital (conforms to DVI 1.0 standards)		
	Synchronisation	Horizontal/vertical separation (TTL: positive/negative), Sync-on-green, Composite sync (TTL: positive/negative)		
	Plug & Play	VESA DDC2B		
	Power Management	VESA DPMS, DVI DMPM		
Video Colour System	NTSC (3.58 MHz, 4.43 MHz)*², PAL, PAL60, SECAM			
Input Terminals*³	Standard	PC analogue: Mini D-sub 15-pin x 1, HDMI™ (1080p compatible) x 1*⁴, 3.5 mm-diameter mini stereo jack x 1, RS-232C: D-sub 9-pin x 1, Control Kit jack x 1		
	Via Optional PN-ZB02 Board	PC digital: DVI-D 24 pin (HDCP compatible) x 1, PC analogue: BNC x 1*⁵, Video: BNC x 1, S-Video x 1, Component video: BNC (Y, Cb/Pb, Cr/Pr) x 1*⁵, Audio: RCA pin (L/R) x 2		
Output Terminals*³	Standard	Audio: RCA pin (L/R) x 1, RS-232C: D-sub 9-pin x 1		
	Via Optional PN-ZB02 Board	PC digital: DVI-D 24 pin x 1, External speaker 10W + 10W (6 Ω)		
Input/Output Terminals*³	Via Optional PN-ZB02 Board	LAN port (10Base-T/100Base-TX)		
Mounting	VESA (6 points), 200 mm (7 7⁄8") pitch, M6 screw or VESA (4 points), 200 mm (7 7⁄8") pitch, M6 screw			
Power Supply	100V – 240V AC, 50/60 Hz			
Power Consumption	510W	480W	310W	
Environmental Conditions	Operating Temperature	0°C to 40°C		
	Operating Humidity	20% to 80% RH (no condensation)		
Dimensions (W x D x H) (approx.)	1,335.9 x 149.3 x 754.2 mm (52 5⁄8" x 5 7⁄8" x 29 11⁄16") (Display only, not including protrusions)			
Weight (approx.; not including PN-ZB02)	44 kg (96.9 lbs)			41 kg (90.4 lbs)
Main Accessories	Cable clamp x 2, power cord x 1, CD-ROM x 1, setup manual x 1, protection cover x 4, handle screw (short) x 4, bezel sheet (long/short) x 2 each, bezel sheet attachment instructions x 1	AC power cord (3-pin*⁶, approx. 3 m), operation manual, CD-ROM, protection cover x 4, cable clamp x 2, bezel sheet (long/short) x 2 each		



Units: mm (inch)
 * Screen dimensions
 * To use the VESA-standard mounting bracket, use M6 screws that are 8 to 10 mm plus the thickness of the bracket.



Notes

*¹ Brightness depends on input mode and other picture settings. Brightness level will decrease slightly over the lifetime of the product. Due to the physical limitations of the equipment, it is not possible to maintain a precisely constant level of brightness. *² Requires separately sold PN-ZB02 Interface Expansion Board. *³ Use a commercially available connection cable for PC and other video connections. *⁴ For both PC and AV components. *⁵ The analogue and component BNC terminals are switchable. Use the menu to select. *⁶ Use a 3-pin compatible power outlet.

Design and specifications are subject to change without prior notice. Information was correct at time of print. All registered trademarks displayed are the property of their respective owners. All company names, product names and logos are trademarks or registered trademarks of their respective owners. The terms HDMI and HDMI High-Definition Multimedia Interface, and the HDMI Logo are trademarks or registered trademarks of HDMI Licensing Administrator, Inc. in the United States and other countries. All other brand names and product names may be trademarks or registered trademarks of their respective owners. All trademarks acknowledged. E&OE. © Sharp Corporation April 2017. Ref: 18165 Sharp PN-V602A/601A/600A.

SHARP

Inspiring ideas from technology

www.sharp.co.uk

SHARP BUSINESS SYSTEMS UK PLC
 4 FURZEGROUND WAY
 STOCKLEY PARK
 UXBIDGE
 MIDDLESEX UB11 1EZ

TEL: +44 (0)20 8734 2000

HDMI
 HIGH-DEFINITION MULTIMEDIA INTERFACE