

NU-JC Series

NU-JC410B / 415B

410 / 415 W




The High Performer




Powerful product features


+% Guaranteed positive power tolerance (0/+5 %)


MBB MBB busbar technology
Improved reliability
Higher efficiency
Reduced series resistance

 Tested and certified
VDE, IEC/EN61215, IEC/EN61730
 Safety class II, CE, UKCA, MCS
 Fire rating class C



 High module efficiency
21.0 / 21.25 %
PERC monocrystalline silicon photovoltaic modules

 Half-cut cell
Improved shading performance
Lower internal losses

 Robust product design
PID resistance test passed
Salt mist test passed (IEC61701)
Ammonia test passed (IEC62716)
Dust and sand test passed (IEC60068)
Hail resistance class 4 (40 mm hailstone)

Your solar partner for life

60 YEARS 60 years of solar expertise

25 YEARS Linear power output guarantee

12* YEARS Product guarantee

 Local support team in Europe

50 MIL 50 million PV modules installed



Energy Solutions

SHARP
Be Original.

* Applicable for modules installed in countries as shown in the guarantee conditions.

Electrical data (STC)

| | | NU-JC410B | NU-JC415B | |
|-----------------------------------|-----------|-----------|-----------|-------|
| Maximum power | P_{max} | 410 | 415 | W_p |
| Open-circuit voltage | V_{oc} | 37.79 | 38.08 | V |
| Short-circuit current | I_{sc} | 13.81 | 13.87 | A |
| Voltage at point of maximum power | V_{mpp} | 31.30 | 31.49 | V |
| Current at point of maximum power | I_{mpp} | 13.10 | 13.18 | A |
| Module efficiency | η_m | 21.0 | 21.25 | % |

STC = Standard Test Conditions: irradiance 1,000 W/m², AM 1.5, cell temperature 25 °C.
 Rated electrical characteristics are within ±10 % of the indicated values of I_{sc} , V_{oc} and 0 to +5 % of P_{max} .
 Reduction of efficiency from an irradiance change of 1,000 W/m² to 200 W/m² ($T_{module} = 25$ °C) is less than 3 %.

Electrical data (NMOT)

| | | NU-JC410B | NU-JC415B | |
|-----------------------------------|-----------|-----------|-----------|-------|
| Maximum power | P_{max} | 307.55 | 311.11 | W_p |
| Open-circuit voltage | V_{oc} | 35.81 | 36.09 | V |
| Short-circuit current | I_{sc} | 11.20 | 11.25 | A |
| Voltage at point of maximum power | V_{mpp} | 29.18 | 29.35 | V |
| Current at point of maximum power | I_{mpp} | 10.54 | 10.60 | A |

NMOT = Nominal Module Operating Temperature: 42.5 °C, irradiance 800 W/m², air temperature of 20 °C, wind speed of 1 m/s.

Mechanical data

| | |
|--------|----------|
| Length | 1,722 mm |
| Width | 1,134 mm |
| Depth | 30 mm |
| Weight | 20.7 kg |

Temperature coefficient

| | |
|-----------|-------------|
| P_{max} | -0.341 %/°C |
| V_{oc} | -0.262 %/°C |
| I_{sc} | 0.054 %/°C |

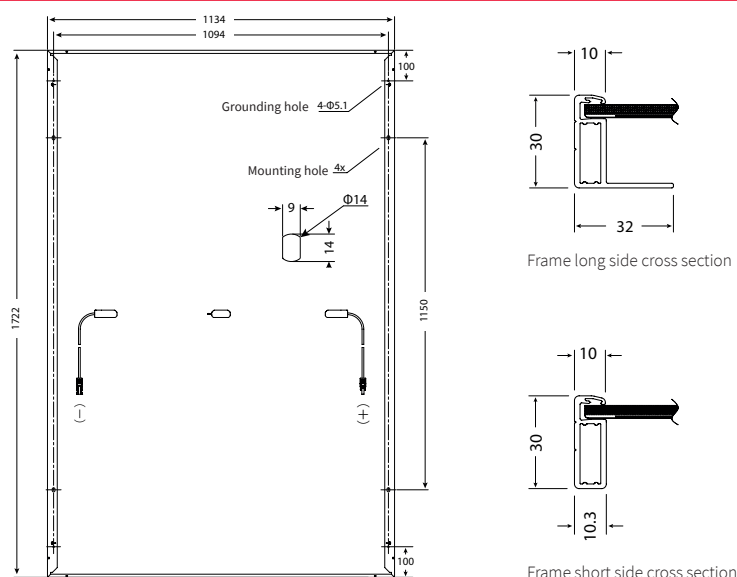
Limit values

| | |
|--|--------------|
| Maximum system voltage | 1,000 V DC |
| Over-current protection | 25 A |
| Temperature range | -40 to 85 °C |
| Max. mechanical load (snow/wind) | 2,400 Pa |
| Tested snow load (IEC61215 test pass*) | 5,400 Pa |

Packaging data

| | |
|-------------------------|--------------------------|
| Modules per pallet | 36 pcs |
| Pallet size (L × W × H) | 1.75 m × 1.13 m × 1.25 m |
| Pallet weight | Approx. 780 kg |

Dimensions (mm)



*Please refer to SHARP's installation manual for details.

General data

| | |
|----------------|--|
| Cells | Half-cut cell mono, 182 mm x 91 mm, MBB, 2 strings of 54 cells in series |
| Front glass | Anti-reflective high transmissive low iron semi-tempered glass, 3.2 mm |
| Frame | Anodized aluminium alloy, black |
| Backsheet | White |
| Cable | ∅ 4.0 mm ² , length 1,250 mm |
| Connection box | IP68 rating, 3 bypass diodes |
| Connector | MC4 (Multi Contact, Stäubli), IP68 |

Note: Technical data is subject to change without prior notice. Before using SHARP products, please request the latest data sheets from SHARP. SHARP accepts no responsibility for damage to devices which have been equipped with SHARP products on the basis of unverified information. The specifications may deviate slightly and are not guaranteed. Installation and operating instructions are to be found in the corresponding handbooks, or can be downloaded from www.sharp.eu. This module should not be directly connected to a load.