

NB-JD Series

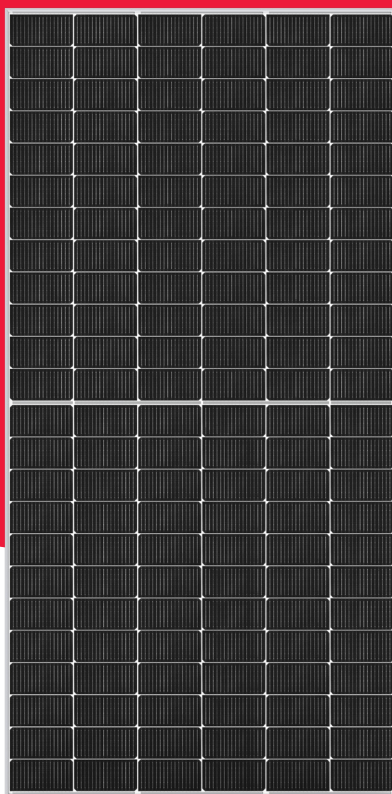
NB-JD575 / 580

575 / 580 W

The Project Solution

N-Type TOPCon

Bifacial



Powerful product features



Max. system voltage 1,500 V
Lower BOS costs by longer strings



MBB MBB busbar technology
Improved reliability
Higher efficiency
Reduced series resistance



Module efficiency
22.26 / 22.45 %
N-Type TOPCon monocrystalline silicon
photovoltaic modules



Half-cut cell
Improved shading performance
Lower internal losses



Guaranteed positive power
tolerance (0/+5 %)



Bifacial module
Additional rear side power gain



Tested and certified
VDE, IEC/EN61215, IEC/EN61730
Safety class II, CE, UKCA, MCS
Fire rating class C



Robust product design
PID resistance test passed
Salt mist test passed (IEC61701)
Ammonia test passed (IEC62716)
Dust and sand test passed (IEC60068)

Your solar partner for life



60 YEARS 60 years of solar expertise



30 YEARS Linear power output guarantee



15* YEARS Product guarantee
not on roof



Local support team in Europe



50 MIL 50 million PV modules installed



25* YEARS Product guarantee
on roof



Energy Solutions

SHARP
Be Original.

* Applicable for modules installed within the EU and additional listed countries.
Please check the guarantee conditions for your area before purchasing.

Electrical data (STC, NMOT)

		NB-JD575 (STC)	NB-JD575 (NMOT)	NB-JD580 (STC)	NB-JD580 (NMOT)	
Maximum power	P_{max}	575	429.36	580	433.09	W_p
Open-circuit voltage	V_{oc}	52.34	48.95	52.55	49.14	V
Short-circuit current	I_{sc}	13.97	11.28	14.03	11.33	A
Voltage at point of maximum power	V_{mpp}	43.01	40.09	43.19	40.25	V
Current at point of maximum power	I_{mpp}	13.37	10.71	13.43	10.76	A
Module efficiency	η_m	22.26		22.45		%
Bifaciality factor		80 \pm 5		80 \pm 5		%

STC = Standard Test Conditions: irradiance 1,000 W/m², AM 1.5, cell temperature 25 °C. Rated electrical characteristics are within ± 10 % of the indicated values of I_{sc} , V_{oc} and 0 to +5 % of P_{max} . Reduction of efficiency from an irradiance change of 1,000 W/m² to 200 W/m² ($T_{module} = 25$ °C) is less than 3 %.

NMOT = Nominal Module Operating Temperature: 45 °C, irradiance 800 W/m², air temperature of 20 °C, wind speed of 1 m/s.

Bifacial Generation Data (STC)

		NB-JD575					NB-JD580					
Power gain rear side		5	10	15	20	25	5	10	15	20	25	%
Maximum power	P_{max}	603	632	661	689	718	608	637	666	696	725	W_p
Open-circuit voltage	V_{oc}	52.34	52.34	52.34	52.34	52.34	52.55	52.55	52.55	52.55	52.55	V
Short-circuit current	I_{sc}	14.67	15.37	16.07	16.76	17.46	14.73	15.43	16.13	16.84	17.54	A
Voltage at point of maximum power	V_{mpp}	43.01	43.01	43.01	43.01	43.01	43.19	43.19	43.19	43.19	43.19	V
Current at point of maximum power	I_{mpp}	14.04	14.71	15.38	16.04	16.71	14.10	14.77	15.44	16.12	16.79	A

Mechanical data

Length	2,278 mm
Width	1,134 mm
Depth	30 mm
Weight	32.5 kg

Temperature coefficient

P_{max}	-0.300 %/°C
V_{oc}	-0.248 %/°C
I_{sc}	0.047 %/°C

Limit values

Maximum system voltage	1,500 V DC
Over-current protection	30 A
Temperature range	-40 to 85 °C
Max. mechanical load (snow/wind)	2,400 Pa
Tested snow load (IEC61215 test pass*)	5,400 Pa

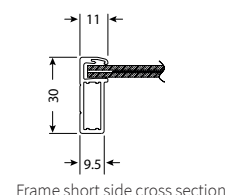
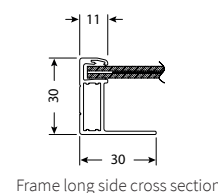
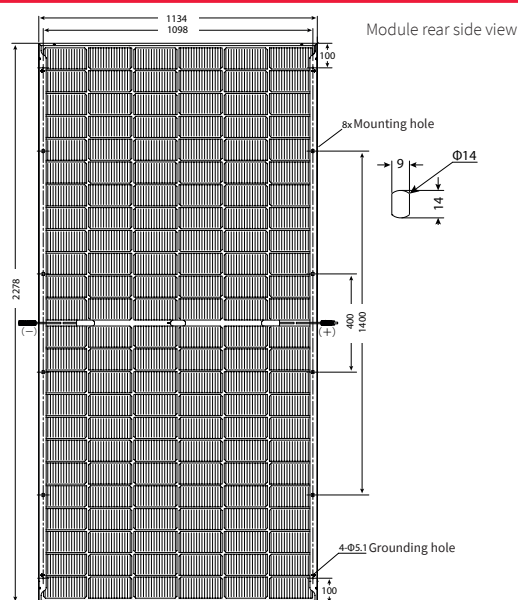
Packaging data**

Modules per pallet	36 pcs
Pallet size (L x W x H)	2.31 m x 1.12 m x 1.21 m
Pallet weight	Approx. 1.210 kg

**Special offloading requirements, please refer to QR code or:
www.sharp.eu/nbjd-offloading



Dimensions (mm)



*Please refer to SHARP's installation manual for details.

General data

Cells	Half-cut cell mono, 182 mm x 91 mm, MBB, 2 strings of 72 cells in series
Front glass	Anti-reflective high transmissive low iron semi-tempered glass, 2 mm
Rear glass	Semi-tempered glass, 2 mm
Frame	Anodized aluminium alloy, silver
Cable	Ø 4.0 mm ² , length (+) 400 mm, (-) 200 mm
Connection box	IP68 rating, 3 bypass diodes
Connector	C1, IP68

Note: Technical data is subject to change without prior notice. Before using SHARP products, please request the latest data sheets from SHARP. SHARP accepts no responsibility for damage to devices which have been equipped with SHARP products on the basis of unverified information. The specifications may deviate slightly and are not guaranteed. Installation and operating instructions are to be found in the corresponding handbooks, or can be downloaded from www.sharp.eu. This module should not be directly connected to a load.